



HEIDENHAIN



HEIDENHAIN Learning Platform

Quick-Start Guide for Course
Participants

HIT Classroom Licenses

English (en)
6/2018

Use of course documents / copyright

All media files (e.g., texts, images, graphics, and videos), including their parts, distributed or made available as part of the course, are copyright protected.

Insofar as the individual media file does not contain expressly deviating provisions, the following applies to use: without the prior written consent of DR. JOHANNES HEIDENHAIN GmbH, the media files must not be passed on to other persons (including to other employees of the participating company) and must not be duplicated, modified, archived, stored on a server, included in newsgroups, used in online services, stored on CD-ROMs or other data media, or used in printed publications. The same also applies to the use of excerpts or sections of the media files. In addition, the general **Terms of Use** for the web pages of HEIDENHAIN also apply.

Contents

1	General information.....	4
1.1	About this manual.....	5
1.2	About the HEIDENHAIN Learning Platform.....	8
2	First steps.....	10
2.1	Logging in.....	11
2.2	User interface.....	13
2.3	Starting the HIT learning package.....	14
2.4	Ending the HIT learning package.....	14
2.5	Logging out.....	14

1

**General
information**

1.1 About this manual

Target group

This guide is intended for course participants of the HEIDENHAIN Learning Platform in connection with the HIT Classroom Licenses. It serves as a fast and easy introduction to your course. Descriptions of other functions are not included in this guide.



The number and extent of the functions depend on the license variant and the settings of the person responsible for the course.

Contents

These Operating Instructions provide information about the user interface and on the operation of the HEIDENHAIN Learning Platform.

Descriptions are limited to the browser application. The Moodle apps are not part of these Operating Instructions.

Have you found any errors or would you like to suggest changes?

We are continuously striving to improve our documentation for you. Please help us by sending your suggestions to the following e-mail address:

hit-support@heidenhain.de

Symbols and notes used

The table below shows the symbols used in these Operating Instructions:

Depiction	Meaning
▶ ...	Action step Example: ▶ Enter the Password
> ...	Result of an action Example: > The HEIDENHAIN Learning Platform opens the HIT Learning Software in a new browser window.
■ ...	List
■ ...	Example: You can use the HEIDENHAIN Learning Platform with the following browsers: <ul style="list-style-type: none"> ■ Chrome ■ Firefox ■ etc.
Bold print	Elements of the user interface <ul style="list-style-type: none"> ■ Menu ■ Tab ■ Screen buttons ■ Dialogs Example: ▶ Press Preferences

Safety precautions

Precautionary statements warn about hazards associated with handling software and devices and provide information on their prevention.

NOTICE

Notice indicates danger to material or data. If you do not follow the avoidance instructions, the hazard **could result in things other than personal injury, such as property damage.**

All precautionary statements comprise the following four sections:

- Signal word indicating the hazard severity
- Consequences of ignoring the hazard (e.g., "Loss of data may result")
- Escape – Hazard prevention measures

Informational notes

Observe the informational notes provided in these instructions to ensure reliable and efficient usage of the software.

In these instructions, you will find the following informational notes:



The information symbol indicates a **tip**.
A tip provides additional or supplementary information.



The book symbol represents a **cross reference** to external documentation (e.g., the HIT Guidebooks).

1.2 About the HEIDENHAIN Learning Platform

Technical requirements

The HEIDENHAIN Learning Platform is based on the Moodle Learning Platform.

The HEIDENHAIN platform is updated automatically and in accordance with the updating intervals of Moodle.

The HEIDENHAIN Learning Platform can be used as a browser-based application both on stationary PCs and on mobile devices. This eliminates the need for installing other software. Under certain circumstances, the browser settings may have to be adapted (e.g., to allow pop-ups).

Moodle is testing the following browsers for their executability and compatibility with the Moodle Learning Platform:

- Google Chrome
- Firefox
- Edge
- Safari (as of version 8)
- Mobile Safari



The following website allows you to check whether your browser is up to date:
[//www.whatbrowser.org/intl/en/](https://www.whatbrowser.org/intl/en/)

Technical alternatives

With the Moodle apps, the HEIDENHAIN Learning Platform can also be used independently of the browser.

Moodle provides apps for the following operating systems:

- iOS
- Android
- Windows 10



The Moodle apps permit offline use of the Learning Platform. To be able to download the HIT learning package, you will need to access it online once.

The contents of the HIT learning package can be updated only in online mode.

NOTICE

Caution: Danger of material damage and data loss!

The Moodle apps are license products from Moodle and are not subject to the safety provisions of HEIDENHAIN products. The functions provided by the apps are not part of the HEIDENHAIN Learning Platform. HEIDENHAIN does not assume responsibility for the use of the Moodle apps nor for any possible damage.

Further information on the topics of **Moodle Mobile** and **Moodle Desktop** can be found on the Moodle websites.

The apps that are dependent on a particular operating system must be downloaded and installed from the corresponding platforms (stores or shops).

- ▶ Adhere to Moodle's notes and regulations
- ▶ Adhere to the store's or shop operator's notes and regulations

Remark on the performance range

The HIT learning packages are available with different license variants.

Depending on the license variant chosen, some of the functions of the HEIDENHAIN Learning Platform may not be available in their entirety—for example, the forum feature.

Since you as a HIT user can use different license variants at the same time, the functions are visible in all license variants for reasons of technical compatibility.

2

First steps

2.1 Logging in

Initial login

The description below shows the steps that are required for initial login.

Proceed as follows for initial login:

- ▶ Visit the link from the e-mail with your access data
(www.hit.heidenhain-lms.de)
- > Your default browser opens the login page of the HEIDENHAIN Learning Platform.
- ▶ Enter your username and password from the e-mail with your access data
- ▶ Press **Log in**
- > The HEIDENHAIN Learning Platform prompts you to change your password.
- ▶ Follow the instructions for changing the password



Minimum requirements for passwords:


- Eight characters
- One uppercase letter
- One lowercase letter
- One number
- One special character

- > When you have changed the password successfully, the HEIDENHAIN Learning Platform will prompt you to accept the Terms of Use.
- ▶ Accept the Terms of Use on the second page
- > The HEIDENHAIN Learning Platform opens your personal start page.



For subsequent logins, you need only enter your username and the changed password.

If you add the login page to your bookmarks or favorites, you will not need to use the link from the e-mail.



Initial login with Moodle apps



Before you use any of the Moodle apps, perform the initial login described above in your browser.

Proceed as follows for login in the app:

- ▶ Start the app
- ▶ Enter the URL **www.hit.heidenhain-lms.de**
- ▶ Press **Connect**
- > The Moodle app prompts you to enter your access data.
- ▶ Enter your username and password
- ▶ Press **Log in**
- ▶ Press **Courses**
- > The Moodle app shows an overview off all courses you are participating in.
- ▶ Press the **download symbol**
- > The Moodle app starts downloading your HIT learning package.



An existing WLAN connection is recommended for the download. The duration of the downloading process varies greatly depending on the available speed.

- > When the download is complete, you can also use the contents offline.



Information on the Moodle apps is provided on the Moodle websites and on the websites of the store and shop operators.


2.2 User interface

Overview

The following description provides a rough overview that is important for the subsequent explained content.

i The visual appearance of the HEIDENHAIN Learning Platform can vary depending on the device. Due to its responsive Web design, the arrangement and the depiction of the individual elements (navigation and page layout) change to match the format and resolution of the terminal.

Information on the Moodle apps is provided on the Moodle websites and on the websites of the store and shop operators.



The start page contains the following areas:

- 1 Main navigation menu
- 2 Functions navigator
- 3 Course Overview

i If the main navigation menu is hidden, you can open it again by pressing the following icon:




2.3 Starting the HIT learning package

Start the HIT learning package as follows:

- ▶ Visit the link (title of the learning package) from the course overview (in area 3)
- > The HEIDENHAIN Learning Platform displays the files belonging to the course.



- ▶ Press the link next to the **HTML document**
- > The HEIDENHAIN Learning Platform launches the HIT learning package in a new window.



If the HEIDENHAIN Learning Platform does not launch the HIT learning package, check your browser settings. Pop-ups must be allowed.

2.4 Ending the HIT learning package

To end the HIT learning package, proceed as follows:

- ▶ Close the browser window of the HIT learning package
- > The browser will now close the pop-up window.

2.5 Logging out

To log out of the HEIDENHAIN Learning Platform, proceed as follows:



- ▶ Open the functions navigator (area 2)
- ▶ Press **Log out**
- > The browser will now show the login page of the HEIDENHAIN Learning Platform.

